

Registration for JKA European Championships 2026

When registering athletes for the tournament, it is important that you follow the correct order.

The process is as follows:

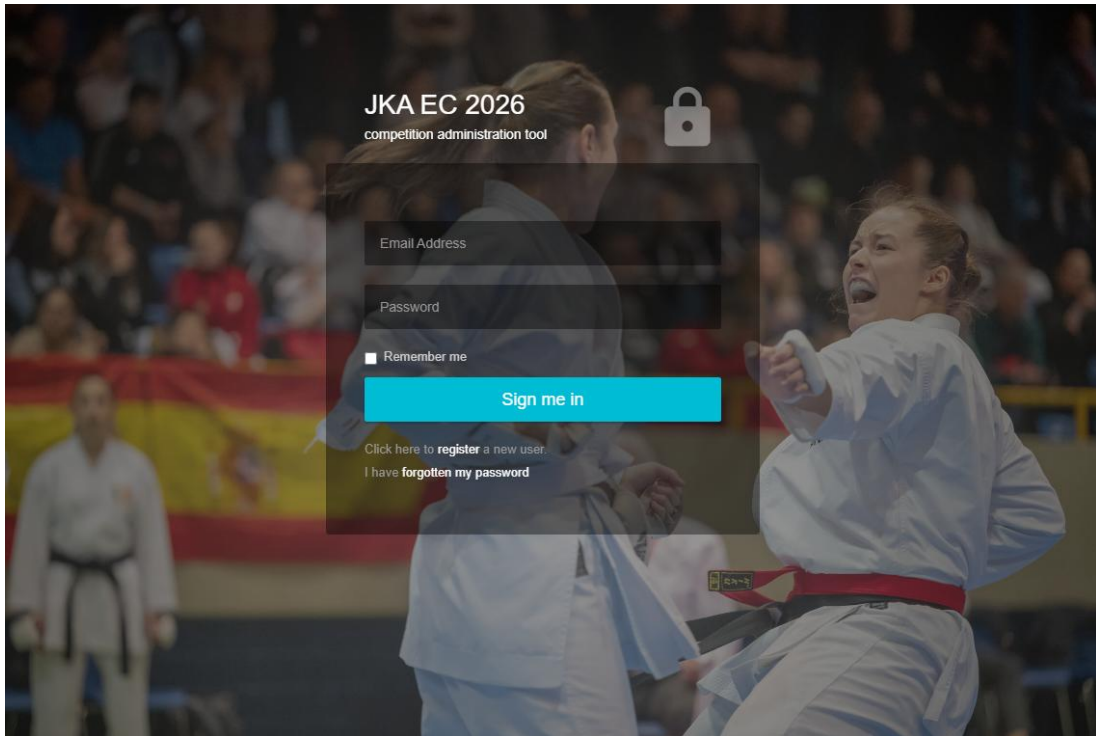
1. Register your country
2. Add athletes, coaches, officials and judges for your country
3. Register athletes from your nation to the desired tournament

NB! Follow the steps in the order shown above.

Register your country

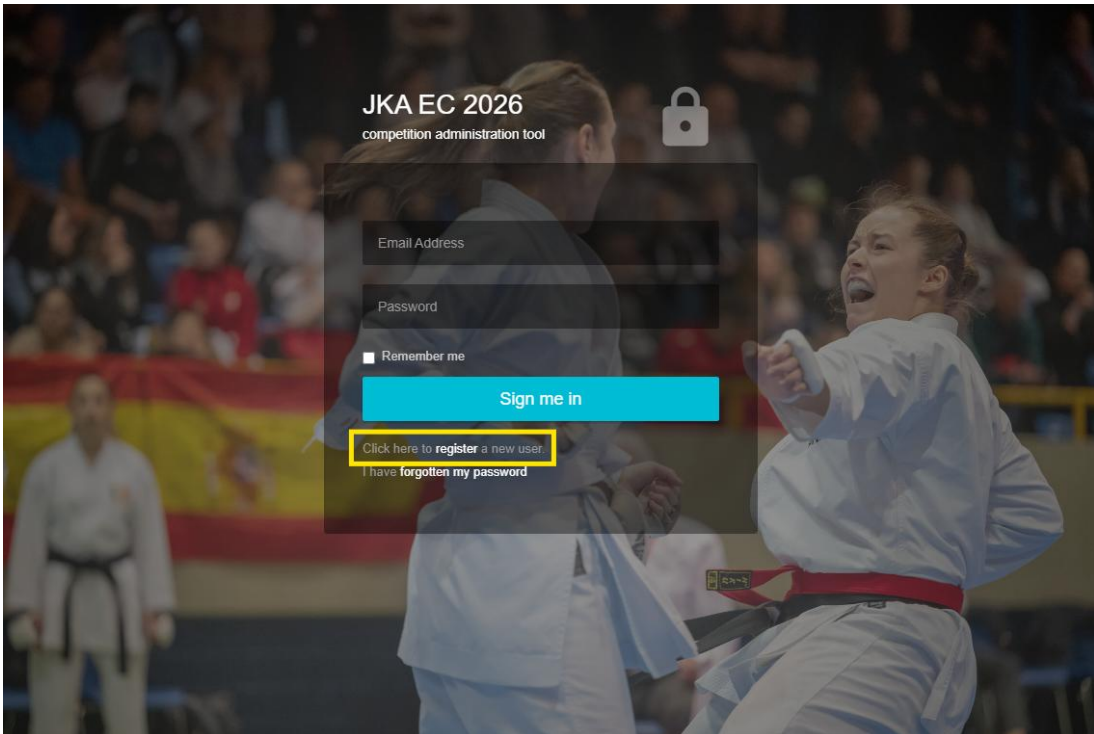
Use the following link: <https://register.jkaec2026.com/>

1. This login window will then appear:



2. At first usage, you must create a user account for your nation. Click on "**register a new user**" to do so.

NOTE! This registration system is similar to the system used by the 2019 European Championships in Norway. However, ALL users must create a new user account.



3. Fill in the necessary information in the form that appears.

Information must be entered into in **all fields**.

If you are the first person to register from your **Country**, choose “**Other**” in the country field.

A new entry point will appear, and you can type the **name** of your nation.



Register

Create a new account

Email

Password

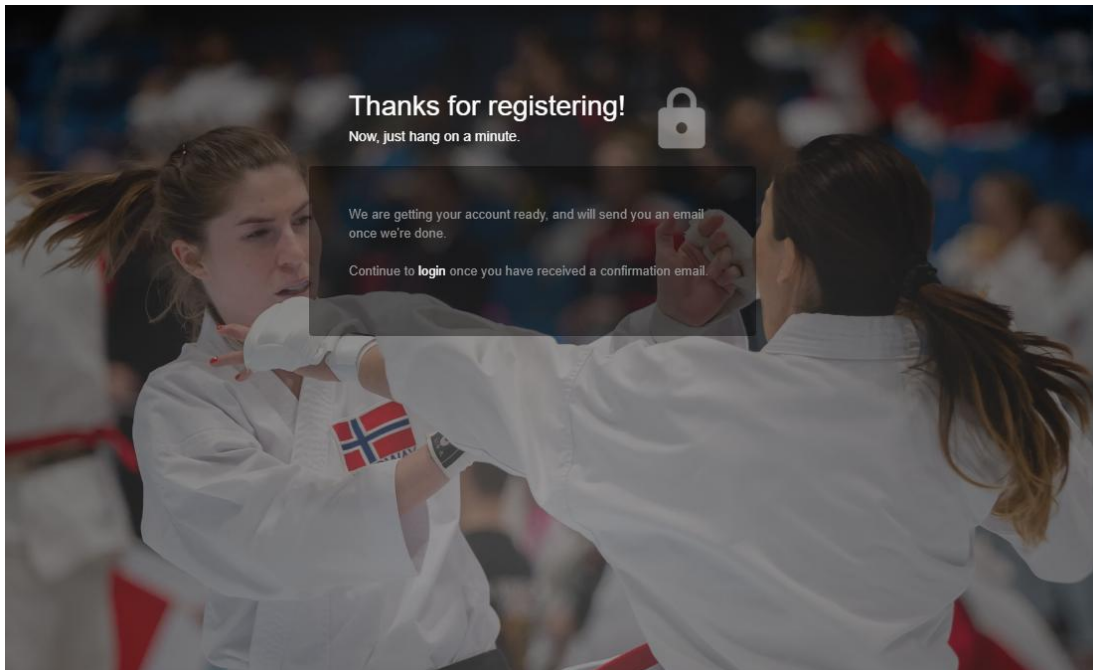
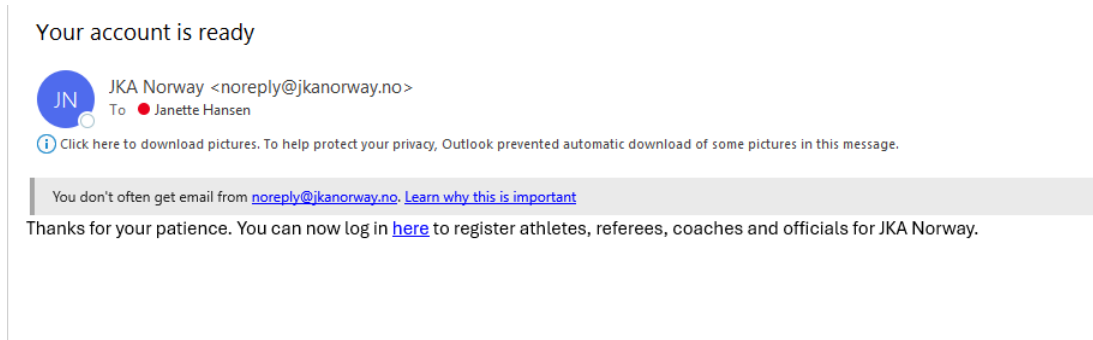
Confirm password

Country

Register

Already registered? Click here to [login](#).

4. Click on "**Register**". A confirmation message will appear on your screen.
You must now wait until the system admin approves your request to create a user.
You should receive an e-mail when your account is ready for login.



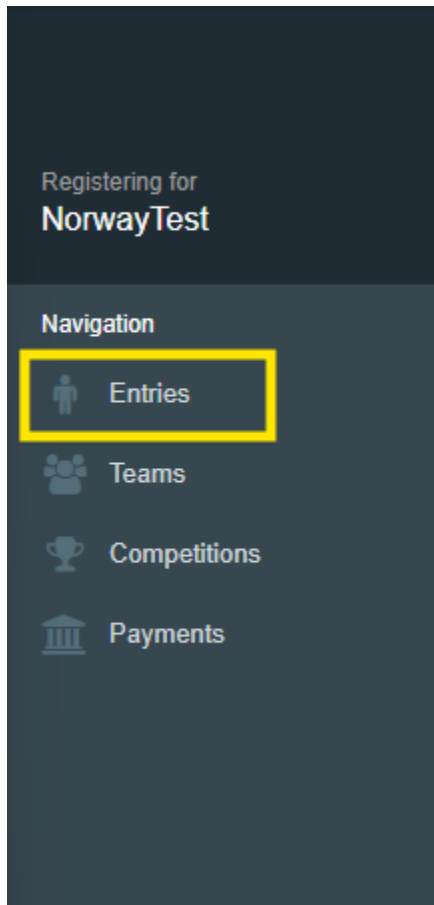
5. Once the request has been **approved**, you can log in to your nation's account using the **e-mail** account and **password** you entered when registering your user.

Add athletes, coaches, and judges to your country

Before you can register your athletes for the tournament, you must first register your athletes to your country.

The same applies to coaches, officials, judges and sayonara party participants.

1. From the main menu, select "**Entries**".



- Enter the data in the form for the athlete you want to register for your country. Choose **"Save"** for each athlete to be registered.

Register Athlete

First Name

Last Name

Birth Date

Sex

Registration Number

For Judge only:

Judge Class

License Number

Judge Registration No

Judge Registration Valid Until

Athletes registered with Demo :

First Name	Last Name	Birth Date	Sex	Registration No	Edit
Jane	Doe	29.01.2010	Female	NO456	<input type="button" value="Edit"/> <input type="button" value="Delete"/>
John	Doe	02.01.2000	Male	NO123	<input type="button" value="Edit"/> <input type="button" value="Delete"/>

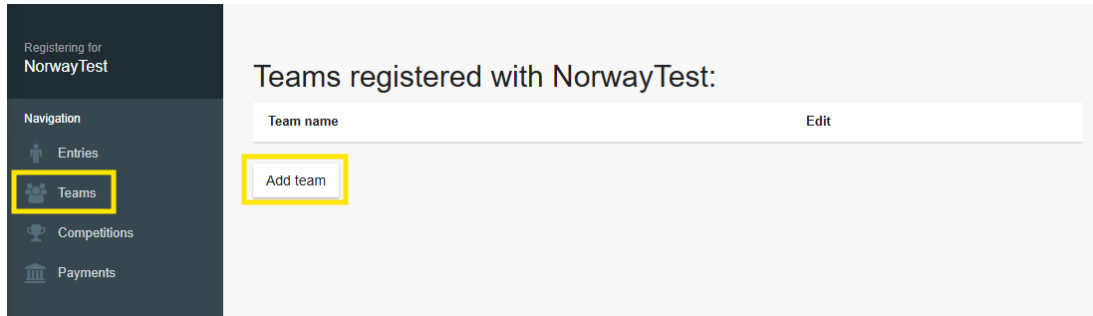
An overview of all registered athletes will be visible below the registration form under the heading **"Athletes registered with [country name]."**

You register your country's coaches and officials in the same way

- When registering judges, all the fields labeled "For Judge only" must be entered. An official JKA Judge license of C or above is required. The required information is found on your official JKA license card, as shown:



4. To add a team, select "**Teams**", then "**Add team**".



Registering for NorwayTest

Navigation

- Entries
- Teams**
- Competitions
- Payments

Teams registered with NorwayTest:

Team name	Edit

Add team

5. From the **drop-down menu**, add members to the team.



Team member 1

Team member 2

Team member 3

Team member reserve

Save

6. Now that you have **registered athletes** from your country, you can proceed to **register them for the tournament**.

NOTE! You have now registered athletes, judges, teams, coaches and officials. But so far nothing has been added to the tournament. Please follow the next section to do so. This must be done not only for individual athletes, but also for teams, judges, coaches and officials.

Register athletes, judges, officials or coaches from your Country to the tournament

1. From the main menu, select **competitions** to get an overview of available events. There will be **two events** available in the overview, the
 - **JKA Europeans 2026 (championships)**
 - **Sayonara Party**

JKA EC 2026

Registering for Demo

Navigation

- Entries
- Teams
- Competitions**
- Payments

Competitions

Name	Competition Day	Registration Closes	Register
Sayonara Party	09.05.2026	16.02.2026 00:00	Register athletes
JKA Europeans 2026	08.05.2026	05.04.2026 00:00	Register athletes

2. Click on **register athletes** on the line of the event you want to register **athletes/officials /coaches/judges** for the competitions.

JKA EC 2026

Registering for Demo

Navigation

- Entries
- Teams
- Competitions
- Payments

Competitions

Name	Competition Day	Registration Closes	Register
Sayonara Party	09.05.2026	16.02.2026 00:00	Register athletes
JKA Europeans 2026	08.05.2026	05.04.2026 00:00	Register athletes

- From the “**drop-down**” menu, you can choose which **athlete** you want to register.
Select the **role** the person will have at the tournament: **athlete, judge, official or coach**.
If you add an **athlete**, you must also specify which **class** the person will participate in.
Only available classes based on the age and gender information registered to the athlete will appear in the “**drop-down**” menu for the field “**Class**”.
When selecting the **role coach or judge**, the field “**Class**” disappears.
Finish by clicking on “**Register**”.

JKA EC 2026 jhansen@inspirit365.com

Registering for Norway Test

Navigation

- Entries
- Teams
- Competitions
- Payments

Register for JKA Europeans 2026

Participant

Athlete

Referee

Coach

Official

Class

Registered:

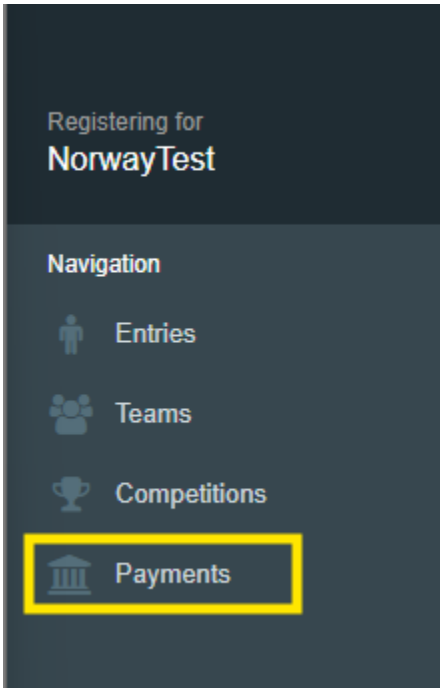
Name	Class	Edit
------	-------	------

- Continue** this process with all athletes who will participate in the tournament. Do the same for all teams that will participate.

NOTE! If the athlete is to participate in both kata and kumite, the athlete must be registered in both classes.

Note! The role of athlete and coach cannot be combined. If an athlete will participate in the championship one day, and act as a coach the other, you will have to create 2 entries for them. Use one to sign them up as an athlete for the championships, and the other to sign up as a coach.

5. When **done**, you will find your payment information under the menu item **“Payments”**



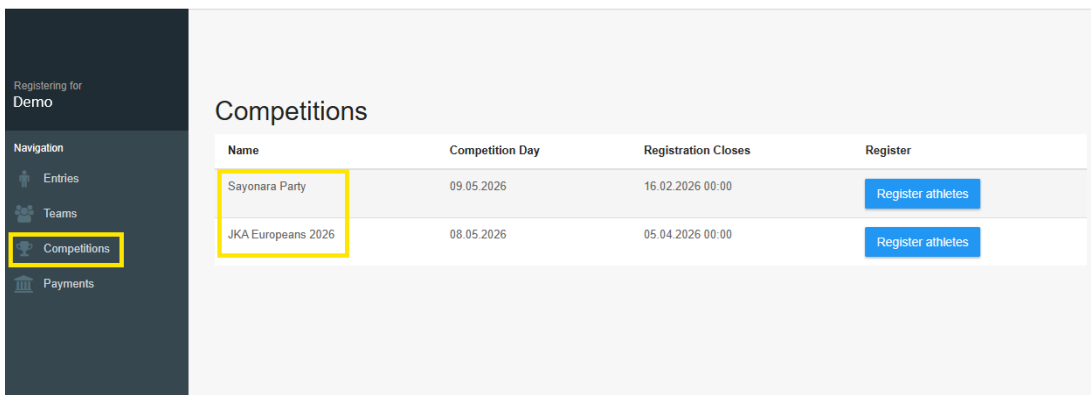
You have now **completed** registering **athletes, officials, coaches, and judges** from your country for the tournament.

Add participants to the Sayonara Party

NOTE! All who will attend the Sayonara Party must be registered, regardless of their role in the championship. Athletes, coaches, officials, judges and spectators must all be registered.

1. From the main menu, select **competitions** to get an overview of available events. There will be **two events** available in the overview, the
 - **JKA Europeans 2026** (championships)
 - **Sayonara Party**

JKA EC 2026



Registering for Demo

Navigation

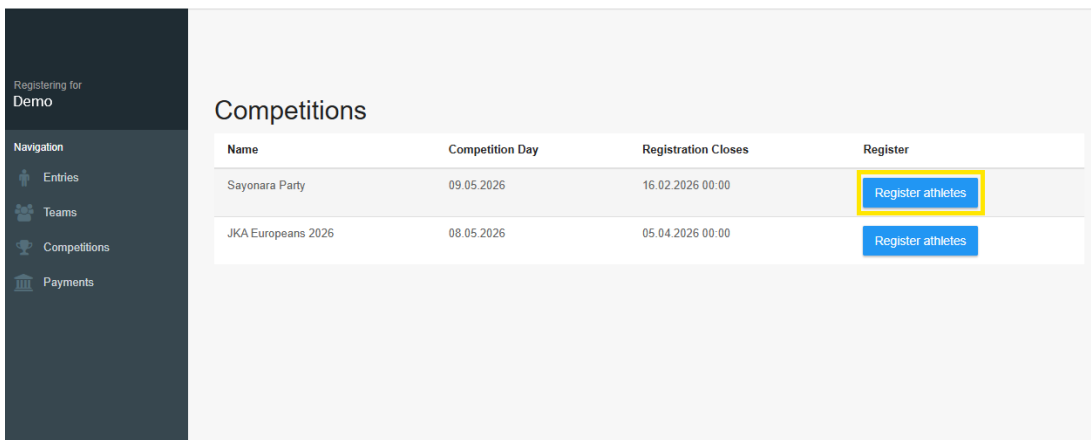
- Entries
- Teams
- Competitions**
- Payments

Competitions

Name	Competition Day	Registration Closes	Register
Sayonara Party	09.05.2026	16.02.2026 00:00	Register athletes
JKA Europeans 2026	08.05.2026	05.04.2026 00:00	Register athletes

2. Click on **“Register athletes”** on the line for the event **“Sayonara Party”**.

JKA EC 2026



Registering for Demo

Navigation

- Entries
- Teams
- Competitions
- Payments

Competitions

Name	Competition Day	Registration Closes	Register
Sayonara Party	09.05.2026	16.02.2026 00:00	Register athletes
JKA Europeans 2026	08.05.2026	05.04.2026 00:00	Register athletes

- From the **drop-down** menu, you can choose which athlete you want to register.

Select the role **“Athletes”** for all participants, **regardless** of their role in the championship.

You must also **specify** which **class** the person will participate in. The only available classes based on the age and gender information registered to the athlete will appear in the **drop-down** menu for the field **“Class”**.

There are two classes to the Sayonara Party:

- Sayonara Party - under 18 years
- Sayonara Party - 18+ years

Because of difference in **price and legal drinking age** in Norway we need to divide the participations into these three groups.

Finish by clicking on **“Register”**.

JKA EC 2026 jhansen@inspirit365.com

Registering for NorwayTest

Navigation

- Entries
- Teams
- Competitions
- Payments

Register for JKA Europeans 2026

Participant

Athlete

Referee

Coach

Official

Class

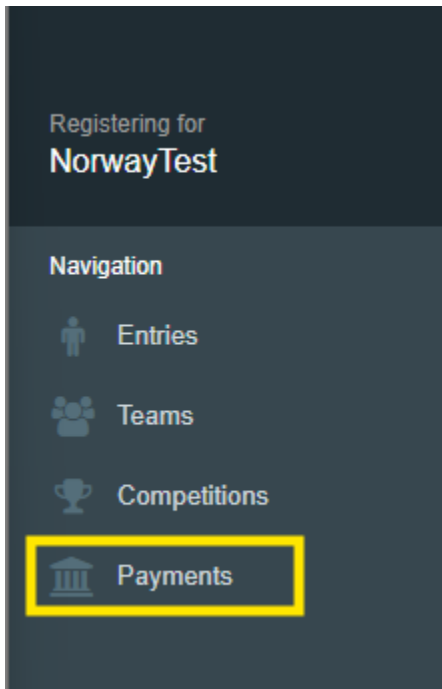
[Register](#)

Registered:

Name	Class	Edit
------	-------	------

- Continue** this process for **all** who will attend the Sayonara Party. To register Sayonara Party participants who do not have an official role in the championship, you will still have to register them in the system and register them as an athlete for the Sayonara Party. In this case, the field **“Registration Number”** is not important. Simply input **“NA”** or similar in this field.

5. When **done**, you will find your **payment information** under the menu item **“Payments”**



You have now **completed** registering of Sayonara Party participants.

Review Registration

When registration is complete, please verify that all entries have been successfully registered.

Please visit the [Registration page of our website](#), then follow the links to [See Registered Athletes](#), and [See Sayonara Party Registration](#). These links are public and can be viewed by anyone without any login.



JKA European Karate Championships 2026
Bergen, Norway

[Accommodation](#) [Registration](#) [Tournament](#) [Transport](#) [Sayonara Party](#) [Merch](#)

REGISTRATION

JKA Norway has developed a dedicated registration system to manage competition entries professionally, ensuring a smooth and efficient experience for all participants.

Key Points:

- Only one representative from each country will be allowed to register their athletes for the competition.
- In addition to athletes, all referees, coaches, officials and participants attending the Sayonara party must also be registered within this system.

Please note that athletes must be registered for each discipline separately. For example, if an athlete is competing in both kata and kumite, they must be entered in both the kata class and the kumite class. The same applies to team registrations.

The list of registered athletes is public, and can be checked by anyone without the need to create an account or sign in.

[Link to Registration System](#)

[User Manual](#)

[See Registered Athletes](#)

[See Sayonara Party Registration](#)

LAST DATE FOR REGISTRATION FOR COMPETITION: 1. APRIL 2026.

Important Note: The draws will be conducted approximately two weeks after the deadline for registration.

After following these links, select Competitors by Country. Then select your country.

Overview of JKA Europeans 2026

[Judge Overview](#)

[Competitors by Country](#)

Competitors by Class

[Kata Youth Female](#)

[Kumite Youth Female](#)

[Team Kata Youth Female](#)

[Team Kumite Youth Female](#)

[Kata Juniors Female](#)

[Kumite Juniors Female](#)

You should now see an exhaustive list of all entries. Individual athletes, teams, judges, coaches, and officials should all be shown. If anything is missing, it has not been successfully registered for the tournament. If you have any questions, please contact us at jkaec2026@jkanorway.no.